


C50E before & after the door assembly checking fixture




C50E before & after the wind window checking fixture




C50E front & rear cover assembly checking fixture_1




C50E front & rear cover assembly checking fixture_2




C50E headlamps opening Checking fixture



C50E roof assembly Checking fixture




CD539 rear axle measuring assembly checking fixture




CD539 front axle assembly Checking fixture



CD539 front axle measuring support checking fixture



CD539 rear axle measuring support checking fixture



E01 BIW measuring mounting bracket checking fixture



MQB-B column hot forming parts inspection checking fixture